

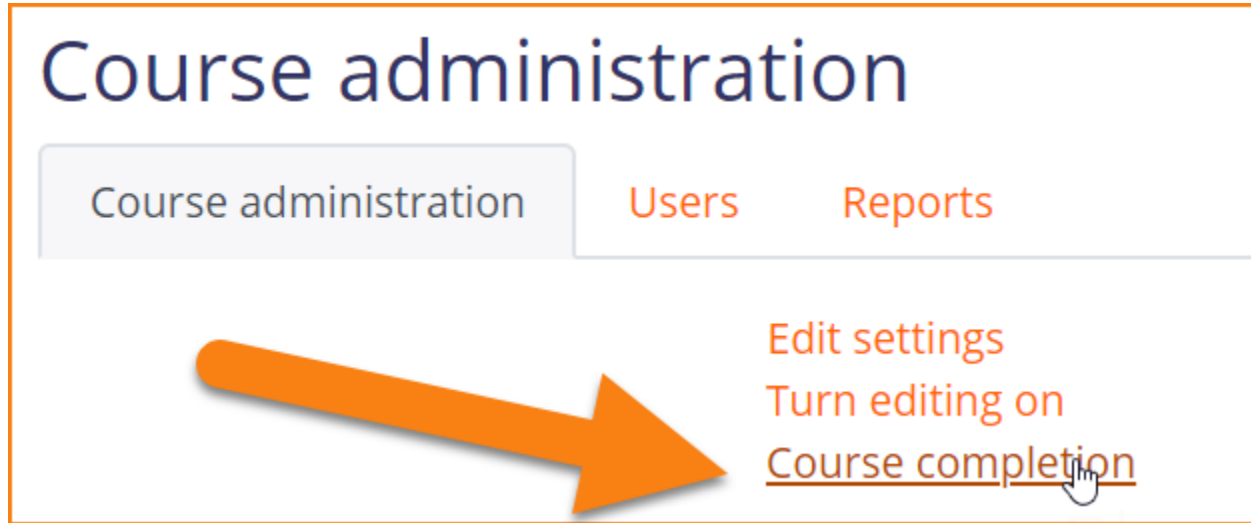


# Learn Moodle Basics MOOC: The data

3.4

3.5

3.6



3.6



Paired discussion with co-facilitator

How many  
participants  
completed  
the MOOC?



# CERTIFICATE OF COMPLETION

This is to certify that  
**Sam Green**

has completed ALL 33 activities in the Learn Moodle MOOC run by Moodle HQ

**Learn Moodle 3.6 Basics**

February 2019

*Learn Moodle Basics* is a 4-week introductory course in which participants experience Moodle as a student and have the opportunity to begin creating their own teaching activities. For more details, visit <https://learn.moodle.net>.

pBdrMv9Srp

What is  
'Completion'?

## Course completion rates as a percentage of those who signed up for the course

MOOC	Total number of participants who signed up for the course	Total number of participants who completed the course	Percentage of participants who signed up for the course who then completed it
3.4 (Jan 2018)	7437	1046	14.1%
3.5 (June 2018)	4957	793	16.0%
3.6 (Jan 2019)	3592	623	17.3%

## Course completion rates as a percentage of those who logged in on /after start date

MOOC	Total number of participants who logged in on or after the start date	Total number of participants who completed the course	Percentage of participants who logged in to the course who then completed it
3.4 (Jan 2018)	4652	1046	22.5%
3.5 (June 2018)	3776	793	21.0%
3.6 (Jan 2019)	3005	623	20.7%



The mean completion rate as a percentage of those who signed up for the course is

15.8%

The mean completion rate as a percentage of those who logged in on or after the start date is

21.4%

Course completion rates



How many All at Once.....





... and Step by Step?

## Numbers from both groups who completed the course

MOOC	Total number who signed up for the course	Number of 'All at once' participants who completed the course	Number of 'Step by step' participants who completed the course
3.4 (Jan 2018)	7437	679	367
3.5 (June 2018)	4957	516	276
3.6 (Jan 2019)	3592	418	205

## Percentage of All at once group who completed the course

MOOC	Total number of 'All at once' participants	Number of 'All at once' participants who completed the course	Percentage of the 'All at once' group who completed the course
3.4 (Jan 2018)	1991	679	34.1%
3.5 (June 2018)	1571	516	32.8%
3.6 (Jan 2019)	1331	418	31.4%

## Percentage of Step by step group who completed the course

MOOC	Total number of 'Step by step' participants	Number of 'Step by step' participants who completed the course	Percentage of the 'Step by step' group who completed the course
3.4 (Jan 2018)	1038	367	35.4%
3.5 (June 2018)	854	276	32.3%
3.6 (Jan 2019)	637	205	32.2%



The mean percentage of the 'All at once' group who completed the course is 32.8%

The mean percentage of the 'Step by step' group who completed the course is 33.3%

# Course completion rates for the two groups

How many  
participants  
*partially*  
completed?



# CERTIFICATE OF ACHIEVEMENT

This is to certify that  
**Sam Green**

has completed 32 activities in the Learn Moodle Basics MOOC run by Moodle HQ

**Learn Moodle 3.6 Basics**

February 2019

*Learn Moodle Basics* is a 4-week introductory course in which participants experience Moodle as a student and have the opportunity to begin creating their own teaching activities. For more details, visit <https://learn.moodle.net>.

m9RNBjLBHw

## Partial completion rates as a percentage of those who signed up for the course

MOOC	Total number of participants who signed up for the course	Total number of participants who partially* completed the course	Percentage of participants who signed up for the course who then partially* completed it
3.4 (Jan 2018)	7437	85	1.14%
3.5 (June 2018)	4957	99	1.99%
3.6 (Jan 2019)	3592	82	2.28%

## Partial completion rates as a percentage of those who logged in on/after start date

MOOC	Total number of participants who logged in on or after the start date	Total number of participants who completed the course	Percentage of participants who logged in to the course who then completed it
3.4 (Jan 2018)	4652	85	1.82%
3.5 (June 2018)	3776	99	2.62%
3.6 (Jan 2019)	3005	82	2.72%





The mean partial completion rate as a percentage of those who signed up for the course is

1.80%

The mean partial completion rate as a percentage of those who logged in on or after the start date is

2.39%

**Partial completion rates**

## Numbers of both groups who obtained a certificate of achievement

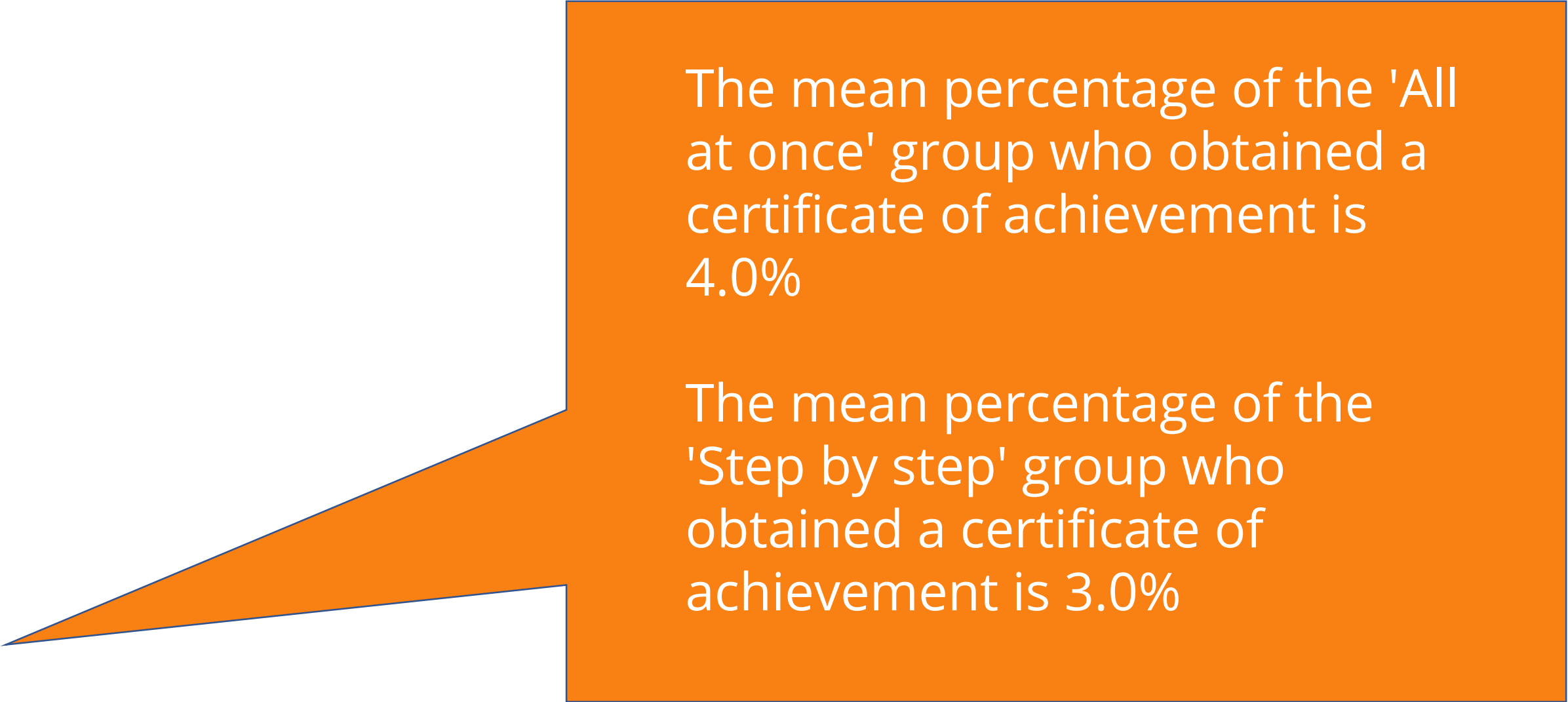
MOOC	Number of 'All at once' participants who obtained a certificate of achievement	Number of 'Step by step' group who obtained a certificate of achievement
3.4 (Jan 2018)	60	25
3.5 (June 2018)	64	35
3.6 (Jan 2019)	66	16

## Percentage of All at once group who obtained a certificate of achievement

<b>MOOC</b>	<b>Total number of 'All at once' participants</b>	<b>Number of 'All at once' participants who obtained a certificate of achievement</b>	<b>Percentage of the 'All at once' group who obtained a certificate of achievement</b>
3.4 (Jan 2018)	1991	60	3.0%
3.5 (June 2018)	1571	64	4.1%
3.6 (Jan 2019)	1331	66	5.0%

## Percentage of Step by step group who obtained a certificate of achievement

MOOC	Total number of 'Step by step' participants	Number of 'Step by step' participants who obtained a certificate of achievement	Percentage of the 'Step by step' group who obtained a certificate of achievement
3.4 (Jan 2018)	1038	25	2.4%
3.5 (June 2018)	854	35	4.1%
3.6 (Jan 2019)	637	16	2.5%



The mean percentage of the 'All at once' group who obtained a certificate of achievement is 4.0%

The mean percentage of the 'Step by step' group who obtained a certificate of achievement is 3.0%

Rates for obtaining a certificate of achievement for the two groups

So who left  
with nothing?



## Percentages of the two groups who failed to complete

MOOC	Percentage of the All at once group who failed to complete	Percentage of the Step by step group who failed to complete
3.4 (Jan 2018)	62.9%	62.2%
3.5 (June 2018)	63.1%	63.6%
3.6 (Jan 2019)	63.6%	65.3%



The mean percentage of the 'All at once' group who failed to complete the course is 63.2%

The mean percentage of the 'Step by step' group who failed to complete the course is 63.7%

Rates for failing to complete the course for the two groups



What do the  
participants  
think?



1127 told us...



# Is this your first time doing the MOOC?

## YES

## NO

All at once	69.21%	All at once	30.79%
Step by step	85.26%	Step by step	14.74%

How confident are you of  
completing?

VERY/QUITE

NOT AT ALL

All at once	95.85%	All at once	4.15%
Step by step	96.78%	Step by step	3.22%

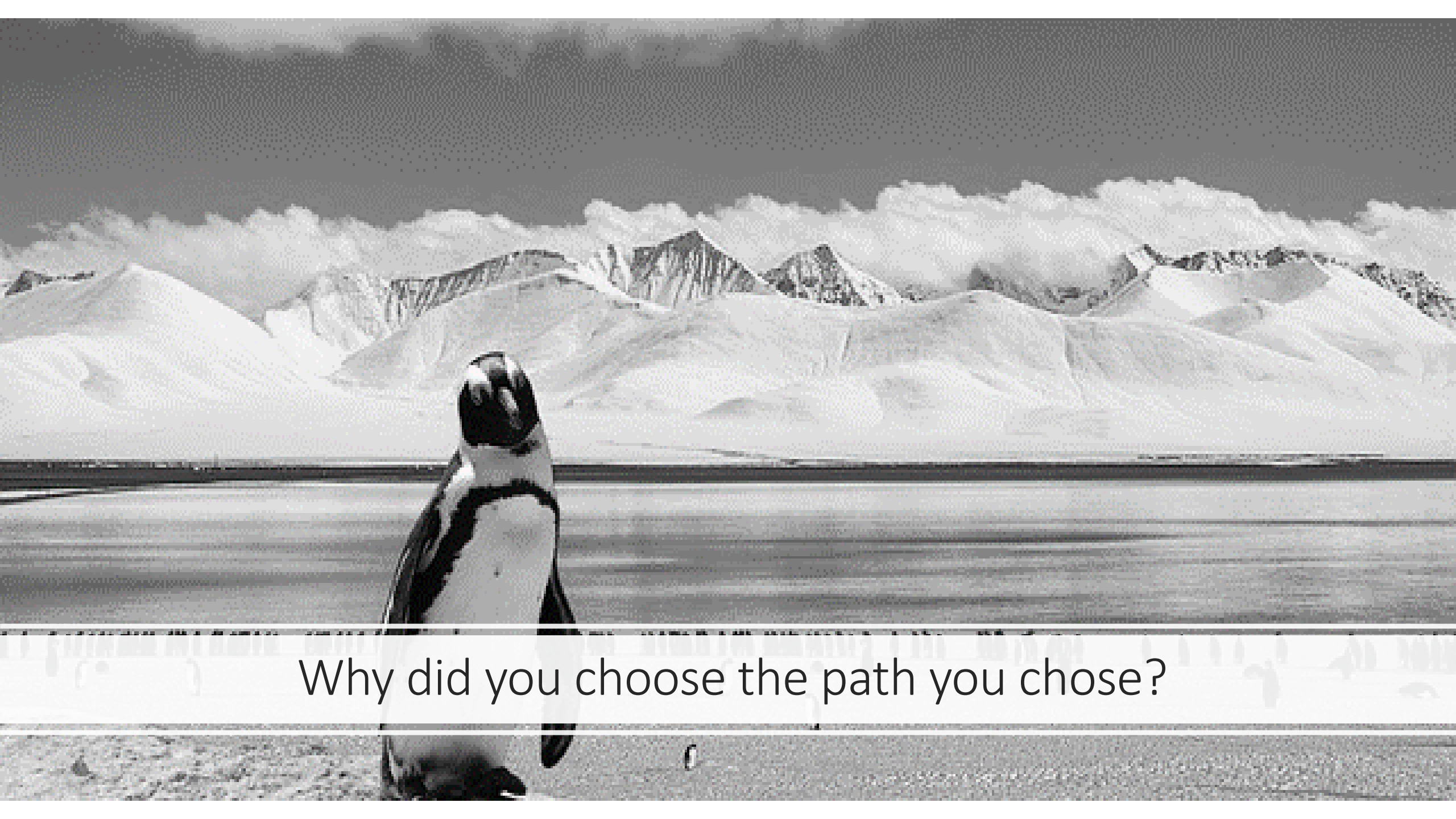
# How confident are you in English?

## VERY/QUITE NOT AT ALL

All at once	95.58%	All at once	4.42%
Step by step	92.76%	Step by step	7.24%



Why did you choose the path you chose?



Why did you choose the path you chose?



Why did you choose the path you chose?





8.5%

responded in a  
non-English  
language





**Online-Utility.org**

Utilities for Online Operating System

Microsoft

Cut your spend with SaaS

Achieve more for less with Microsoft in the Cloud



Online Utility ▾

English Language ▾

Text ▾

Math ▾

Other ▾

## Text Analyzer



Like 307



Tweet

Free software utility which allows you to find the most frequent phrases and frequencies of words. Non-English language texts are supported. It also counts number of words, characters, sentences and syllables. Also calculates lexical density.

Enter text (copy and paste is fine) here:

or read it from a website URL (plain text .TXT preferred) :

Process text

Microsoft

Improve  
learning  
outcomes



## Percentages of free text responses from each group

Category	Total	% from All at once	% from Step by step
'Wanted to'	91	5.12%	12.83%
'Easier'	57	2.10%	10.16%
'Experienced'	112	15.68%	0.9%
'New Moodler'	55	0.70%	12.10%
'Flexibility'	132	16.80%	2.90%
'Own pace'	101	12.46%	2.90%

## Percentages of free text responses from each group

Category	Total	% from All at once	% from Step by step
'Time constraints'	170	19.32%	7.74%
'More time'	32	3.50%	1.69%
'Want full overview'	113	14.00%	3.14%
'Manageable/ chunking'	122	18.20%	26.39%
'Overwhelming ,	33	0	7.99%
Other*	88	7.00%	9.20%

An orange speech bubble with a dark blue outline and rounded corners. It has a tail pointing towards the bottom-left corner of the image.

**I rolled the  
dice! [sic]**



**I rolled the  
dice! [sic]**

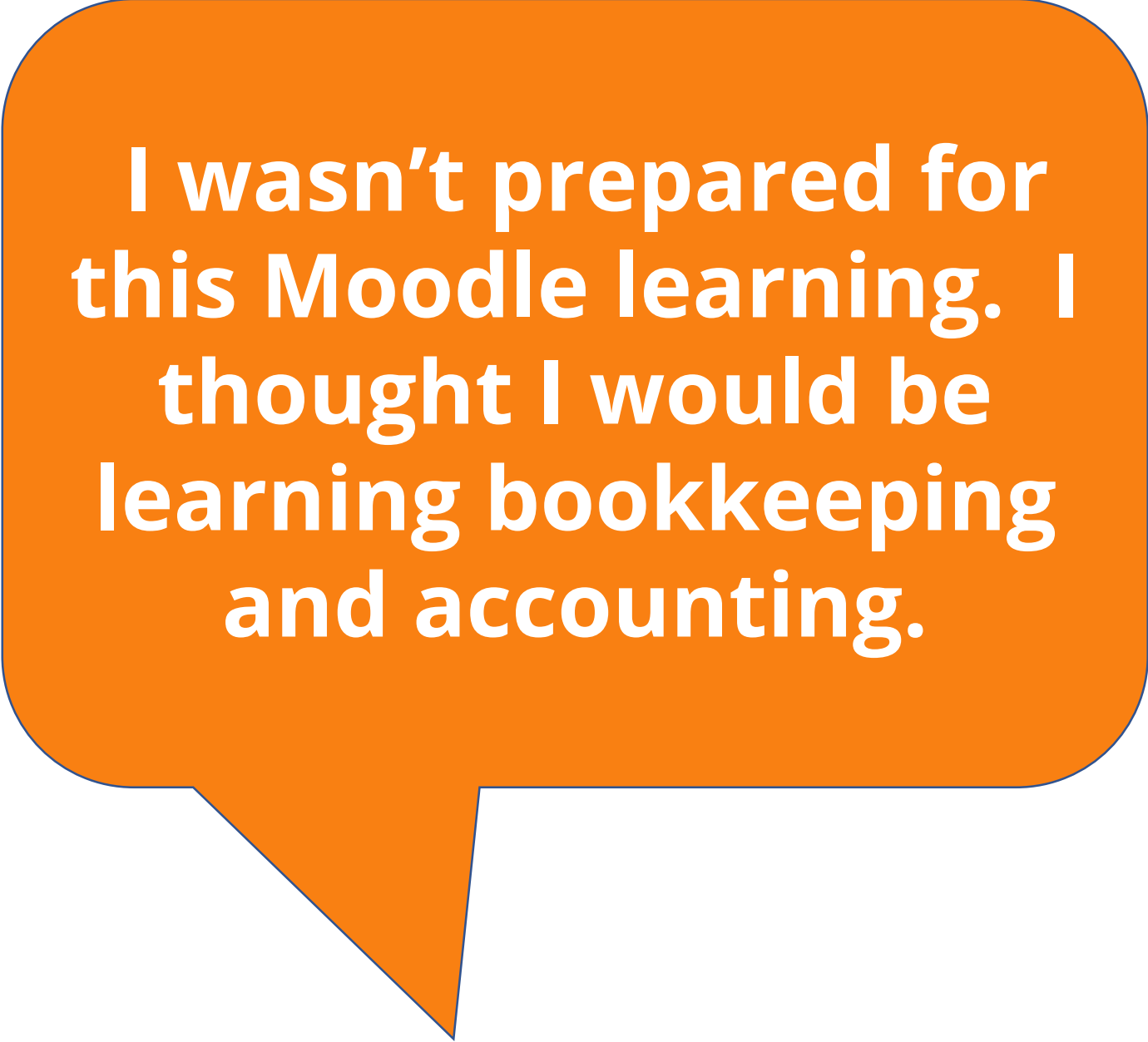


**Recommended  
by our IT  
consultant**

**I rolled the  
dice! [sic]**

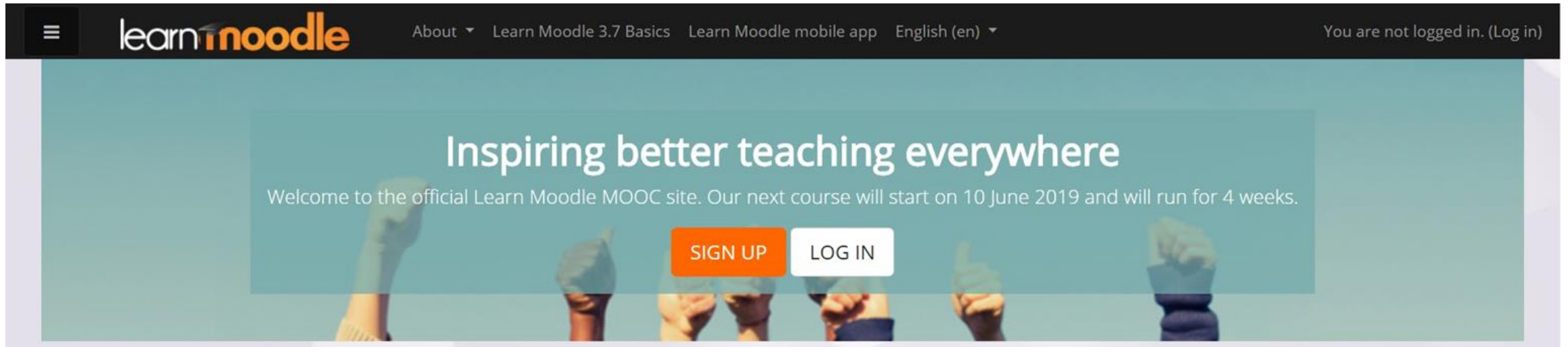
**Ni idea – la  
verdad**

**Recommended  
by our IT  
consultant**

An orange speech bubble with a dark blue outline and rounded corners, pointing downwards. It contains white text.

**I wasn't prepared for  
this Moodle learning. I  
thought I would be  
learning bookkeeping  
and accounting.**





# Learn Moodle Basics MOOC: The data

Image sources: Photo of Martin and Learn Moodle screenshot courtesy of Moodle HQ; all other images from Pixabay